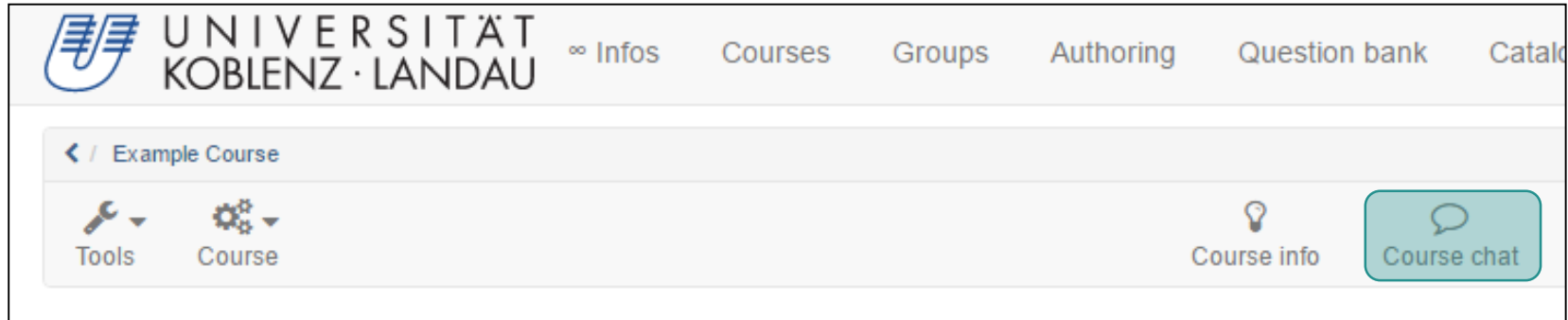


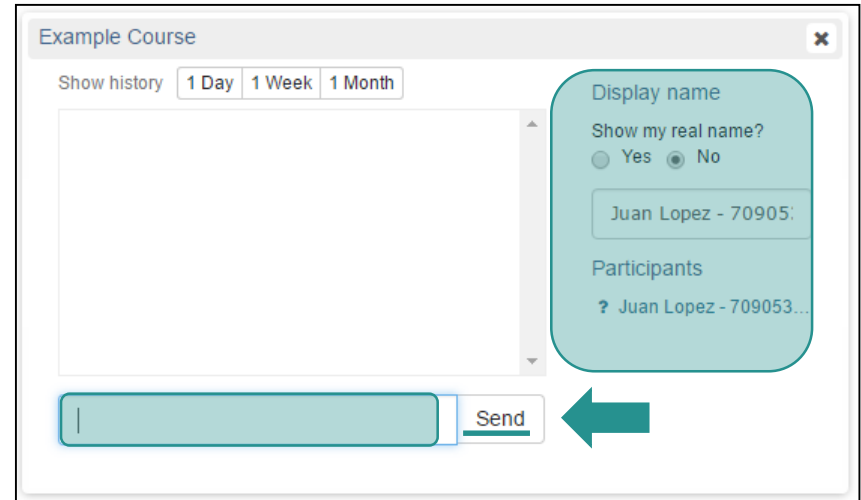
OLAT Course Chat



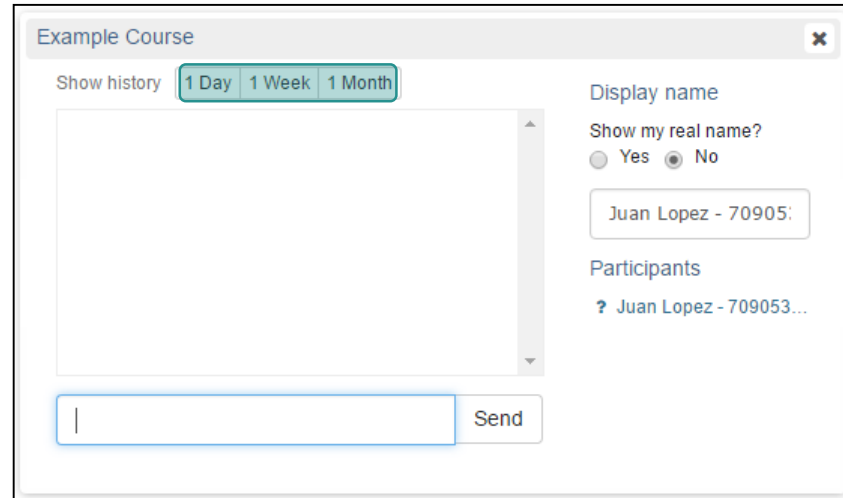


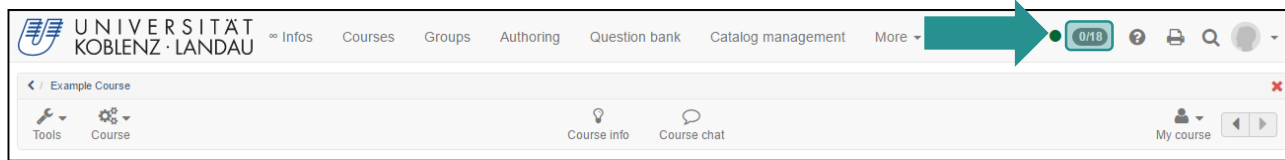
You can use the course chat to communicate with other members of your course.
Click on „**Course chat**“ in the corresponding course.

- Now the chatroom is shown. You can either display your real name or join the chat anonymously.
- You can write your message in the marked input field in the lower section. To send it, press enter or click on „Send“.



If you want to see the messages of last week or month, click on the respective button in the upper section.



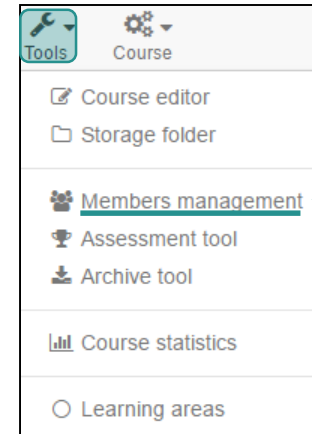


To see which other course members are online, click on the chat symbol in the right section of the toolbar. 0/18, in this case, means that 0 of 18 course members are online.

However, not all persons who are online are always shown.

Course owners can use the members management to check which of their members are online.

To do so, click on „**Members management**“ in the „**Tools**“ menu on the left. If a member is online, a green symbol appears next to their name.





Support

We are pleased to help you.

If you have any questions or comments, please contact us:

olat@uni-koblenz-landau.de

Further information can be found on our website:

iwm.uni-koblenz.de/support